

TECHNICAL RIDER FLYING COW (4+)

SET UP TIME	5 hours
BREAK DOWN TIME	1,5 hours
ARRIVAL ON PERFORMANCE DAYS	2,5 hours prior to performance
OPENING VENUE	5 minutes prior the performance
DURATION PERFORMANCE	50 minutes
FLOOR	Sprung floor
STAGE DIMENSIONS	At least 9 x 9 meters
WINGS	minimum of 1 meter on each side of the stage
HEIGHT	At least 5 metres (until fly bars)
BALLET FLOOR	black ballet floor/ dance vinyl (attachment 1) laid from front stage to up stage (attachment 2) on a sprung floor
TEMPERATURE VENUE	at least 20 degrees Celsius
TECHNICIANS COMPANY	1 person
TECHNICIANS VENUE	2 persons

Questions for venue

- Are there enough lights in the venue to hang our light plot?
- Do you have DMX to send a signal from our lightboard to your dimmers?
- Do you have dance vinyl?
- Can we use your soundsystem?
- Is your dance floor glued to the stage?

Light

To be provided by the theatre

- 24 DMX dimmers, 2KW minimum per channel (excl. audience light)
- 25 PC's or Fresnell of 1 KW each, with corresponding barn doors
- 10 Pars CP62
- 1 Par CP62 on the floor
- 4 Ellipsoidal / Profile spot (zoom or a choice of lens-openings)
- 2 light towers with 3 times Par 64 CP 62 (attachment 4)
- Gel holders/frames

Provided by the company

- 1 ETC source four with a Gobo (our channel 16 on the light plot)
- Lighting filters (gels)
- Lighting board (DMX protocol)

Sound

All sound should be provided by the venue. Soundboard with 2 mono or 1 stereo input and at least 3 outputs (L/R and monitors)

Sufficient sound system for the whole venue. Monitors on stage left and right (preferably front side of stage / in wing 1)

Stage

We use the black masking of the venue to create a black box of 9 x 9 meters.

On stage right (audience left) we need at least 2 wings, one at approximately 3 metres from the back drop, and one in the middle.

On stage left (audience right) we need at least 1 wing at approximately 3 meters from the backdrop.

We ask the theatre to provide a black dance vinyl laid from front to back, preferably 6 lanes of 1,50 meters wide. The dance-vinyl should be completely free from the floor underneath, it cannot be glued. The floor will be taped by our own technician, as shown in attachment 2, to allow air to be blown underneath it.

We will bring

- 10 bird cages
- 3 ropes with hooks
- a fortified clothes-hanger with two elastics
- a bicycle pump
- a wooden pedestal with a fan inside
- an assortment of PVC-pipes to make some shapes
- a bag of dried leaves
- a bag of feathers
- a piece of aluminium with 2 LED's attached

All the props are photographed, see attachment 3.

Dressing room

We require 1 dressing room to accommodate 3 dancers. The room must be clean, well lit and heated. Each room must be equipped with tables, adequate lighting for make-up, chairs, mirrors, toilets, sinks and showers as well as a costume rack and hangers.

Company

The company exists of three dancers, one technician and one host.

Accommodation

If it has been agreed upon that the booker provides an overnight stay for the company members, we kindly ask for the accommodation to meet the following criteria: wifi, heating, a separate bed for each company member, private use of bathroom and toilet, towels and bed linen, the distance to the theatre is a maximum of 20 minutes by foot or by car. Should the accommodation not meet these criteria, the company reserves the right to book another accommodation and charge these costs to the booker.

Contact

When in doubt or when you have any questions about this rider, please ask for Yannick de Regt.

P: +31 76 5138125

E: technik@destilte.nl

Attachment 1 - Dance Vinyl


Product information

Product: VARIO 160
Reference number: 17311110
Width: 63" (160 cm)
Weight: 47.19 oz/yd² (1600 g/m²)
Material: PVC
Flame certification: DIN 4102 B1, NF M2
Color: Black

Wideness may vary, thickness should be the same as in the description, or less.



Attachment 2 - Floortape



This is a bird-view of the ballet-floor, the tape lines are marked red.


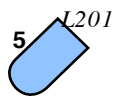
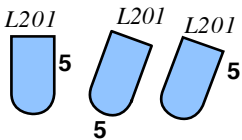
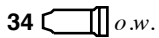


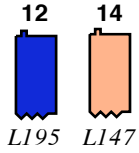
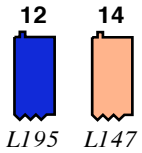
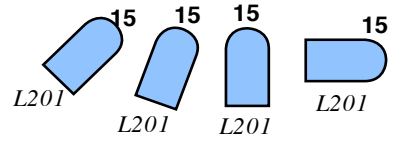

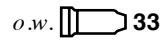
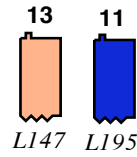

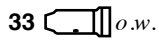
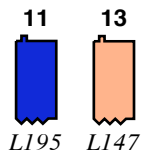
Attachment 3 – Equipment



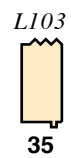


Attachment 4






voorrand speelvlak



 1 kW Fresnell

We gebruiken nog 5 losse vloeraansluitingen

 1 kW PC

2 linksvoor

2 rechtsvoor

 PAR 64 CP62

1 in coulisse links hierop komt 1 PAR 64 CP62 van het theater

 Profiel

